

Ref.: SD: 184/185/11/12::2021

27.07.2021

**The Vice President
BSE Ltd.
Phiroze Jeejeebhoy Towers
Dalal Street
MUMBAI – 400 001**

**The Vice President
Listing Department
National Stock Exchange of India Ltd
EXCHANGE PLAZA
Bandra-Kurla Complex, Bandra [E]
MUMBAI – 400051**

Dear Sir/Madam,

Sub: Board Meeting- Announcement of Reviewed Financial Results (Standalone & Consolidated) for the First Quarter ended 30.06.2021

**Ref: 1. Regulation 33 of SEBI (LODR) Regulations, 2015
2. Prior Intimation (SD:167/168/11/12::2021 dated 19.07.2021)**

This is to inform the Stock Exchanges that the Board of Directors of the Bank has approved the Reviewed Financial Results (Standalone & Consolidated) for the First Quarter ended 30.06.2021 at its meeting held today on 27.07.2021 (Tuesday).

A copy of the Reviewed Financial Results (Standalone & Consolidated) is enclosed along with the Limited Review Report of the Auditors.

Deviation/Variation in Utilization of Funds Raised for the Quarter ended 30.06.2021 is NIL and Statement of Deviation/Variation is enclosed herewith.

The meeting of the Board of Directors commenced at 11:00a.m. and concluded at 12:50 p.m.

The Financial Results are also available in the Bank's website (www.canarabank.com).

This is for your information and records.

Yours faithfully,

कृत केनरा बैंक

For CANARA BANK

सहायक महा प्रबंधक और कंपनी सचिव

Assistant General Manager & Company Secretary

VINAY MOHTA




COMPANY SECRETARY



STANDALONE FINANCIAL RESULTS (REVIEWED) FOR THE QUARTER ENDED 30TH JUNE 2021

(Rs in Crore)

Sl. No.	PARTICULARS	QUARTER ENDED		YEAR ENDED	
		(REVIEWED)	(AUDITED)	(REVIEWED)	(AUDITED)
		30.06.2021	31.03.2021	30.06.2020	31.03.2021
1	INTEREST EARNED (a)+(b)+(c)+(d)	16771.65	16315.52	18035.81	69239.79
	(a) Interest/discount on advances/bills	12025.80	11747.17	13117.67	50405.00
	(b) Income on Investments	4150.71	4061.17	4271.87	16859.20
	(c) Interest on balances with Reserve Bank of India & Other Inter-Bank Funds	560.25	472.34	622.47	1851.53
	(d) Others	34.89	34.84	23.80	124.06
2	Other Income	4438.41	5207.08	2650.10	15285.29
3	TOTAL INCOME (1+2)	21210.06	21522.60	20685.91	84525.08
4	Interest Expended	10625.04	10726.31	11940.26	45177.62
5	Operating Expenses (i)+(ii)	4834.36	5093.74	4460.20	19338.19
	(i) Employees Cost	3342.38	3266.30	3037.42	12689.96
	(ii) Other Operating Expenses (All items exceeding 10% of the total expenditure excluding interest expenditure may be shown separately)	1491.98	1827.44	1422.78	6648.23
6	TOTAL EXPENSES ((4+5) excluding Provisions & Contingencies)	15459.40	15820.05	16400.46	64515.81
7	Operating Profit before Provisions and Contingencies (3-6)	5750.66	5702.55	4285.45	20009.27
8	Provisions (Other than Tax) and Contingencies of which provisions for Non-performing assets	3728.52	4134.15	3826.34	16302.05
9	Exceptional items	0.00	0.00	0.00	0.00
10	Profit (+) / Loss (-) from Ordinary Activities before tax (7-8-9)	2022.14	1568.40	459.11	3707.22
11	Tax expense	844.67	557.53	52.87	1149.64
12	Net Profit (+) / Loss (-) from Ordinary Activities after tax (10-11)	1177.47	1010.87	406.24	2557.58
13	Extraordinary items (net of tax expense)	0.00	0.00	0.00	0.00
14	Net Profit (+) / Loss (-) for the period (12-13)	1177.47	1010.87	406.24	2557.58
15	Paid up Equity Share Capital (Face Value of each share-Rs.10/-)	1646.74	1646.74	1453.50	1646.74
16	Reserves excluding Revaluation Reserves				48953.95
17	Analytical Ratios				
	(i) Percentage of shares held by Government of India	69.33%	69.33%	78.55%	69.33%
	(ii) Capital Adequacy Ratio - Basel III	13.36%	13.18%	12.77%	13.18%
	(a) Common Equity Tier I Ratio	8.85%	8.61%	8.15%	8.61%
	(b) Additional Tier 1 Ratio	1.49%	1.47%	1.14%	1.47%
	(iii) Earnings per Share (EPS)				
	a) Basic and diluted EPS before Extraordinary items (net of tax expense) for the period, for the year to date and for the previous year (Quarter numbers are not annualised)	7.15	6.14	2.79	16.91
	b) Basic and diluted EPS after Extraordinary items (net of tax expense) for the period, for the year to date and for the previous year (Quarter numbers are not annualised)	7.15	6.14	2.79	16.91
	(iv) NPA Ratios				
	(a) Amount of Gross Non Performing Assets	58215.46	60287.84	57525.52	60287.84
	(b) Amount of Net Non Performing Assets	22434.06	24442.07	24355.23	24442.07
	(c) Percentage of Gross Non Performing Assets	8.50%	8.93%	8.84%	8.93%
	(d) Percentage of Net Non Performing Assets	3.46%	3.82%	3.95%	3.82%
	(v) Return on Assets (Annualised)	0.41%	0.36%	0.16%	0.23%





STANDALONE SEGMENT REPORTING FOR THE QUARTER ENDED 30TH JUNE 2021

(Rs in crore)

BUSINESS SEGMENTS	QUARTER ENDED				YEAR ENDED
	(REVIEWED)	(AUDITED)	(REVIEWED)	(AUDITED)	
	30.06.2021	31.03.2021	30.06.2020	31.03.2021	
(1) Segment Revenue					
a Treasury Operations	6205.52	5120.83	5622.98	22312.94	
b Retail Banking Operations	8161.02	8686.92	7851.21	32739.09	
c Wholesale Banking Operations	6843.52	7714.85	7211.72	29473.05	
d Life Insurance Operation	0.00	0.00	0.00	0.00	
e Other Banking Operation	0.00	0.00	0.00	0.00	
f Unallocated	0.00	0.00	0.00	0.00	
Total	21210.06	21522.60	20685.91	84525.08	
Less: Inter Segment Revenue	0.00	0.00	0.00	0.00	
Income from operations	21210.06	21522.60	20685.91	84525.08	
(2) Segment Results					
a Treasury Operations	2593.37	1445.72	2402.68	6482.45	
b Retail Banking Operations	980.39	1488.01	297.33	3705.52	
c Wholesale Banking Operations	(1551.62)	(1365.33)	(2240.90)	(6480.75)	
d Life Insurance Operation	0.00	0.00	0.00	0.00	
e Other Banking Operations	0.00	0.00	0.00	0.00	
Total	2022.14	1568.40	459.11	3707.22	
Unallocated Income/Expenses (including Provisions and contingencies)	0.00	-	-	-	
Total Profit Before tax	2022.14	1568.40	459.11	3707.22	
Income tax	844.67	557.53	52.87	1149.64	
Net Profit/(Loss)	1177.47	1010.87	406.24	2557.58	
(3) Segment Assets					
a Treasury Operations	362592.80	351206.92	292594.17	351206.92	
b Retail Banking Operations	358089.89	358607.51	315572.68	358607.51	
c Wholesale Banking Operations	389918.85	384152.60	380322.39	384152.60	
d Life Insurance Operation	0.00	0.00	0.00	0.00	
e Other Banking Operations	0.00	0.00	0.00	0.00	
f Unallocated	47622.56	59708.00	57683.25	59708.00	
Total Assets	1158224.10	1153675.03	1046172.49	1153675.03	
(4) Segment Liabilities					
a Treasury Operations	345717.57	342345.57	280135.19	342345.57	
b Retail Banking Operations	347388.17	345570.39	310232.53	345570.39	
c Wholesale Banking Operations	380434.97	372942.16	375388.70	372942.16	
d Life Insurance Operation	0.00	0.00	0.00	0.00	
e Other Banking Operations	0.00	0.00	0.00	0.00	
f Unallocated	24666.50	33931.98	27690.51	33931.98	
Total Liabilities	1098207.21	1094790.10	993446.93	1094790.10	
(5) Capital Employed					
a Treasury Operations	16875.23	8861.35	12458.97	8861.35	
b Retail Banking Operations	10701.73	13037.13	5340.14	13037.13	
c Wholesale Banking Operations	9483.88	11210.43	4933.69	11210.43	
d Life Insurance Operation	0.00	0.00	0.00	0.00	
e Other Banking Operations	0.00	0.00	0.00	0.00	
f Unallocated	22956.05	25776.02	29992.76	25776.02	
Total Capital Employed	60016.89	58884.93	52725.56	58884.93	
GEOGRAPHICAL SEGMENTS					
	QUARTER ENDED				YEAR ENDED
	(REVIEWED)	(AUDITED)	(REVIEWED)	(AUDITED)	
	30.06.2021	31.03.2021	30.06.2020	31.03.2021	
(1) Revenue					
a Domestic	20963.06	20945.97	20432.07	83232.64	
b International	247.00	576.63	253.84	1292.44	
Total	21210.06	21522.60	20685.91	84525.08	
(2) Assets					
a Domestic	1069718.40	1067393.99	967306.12	1067393.99	
b International	88505.70	86281.04	78866.37	86281.04	
Total	1158224.10	1153675.03	1046172.49	1153675.03	

Notes on Segment Reporting:

- As per RBI guidelines and in compliance with the applicable Accounting Standards, the Bank has classified "Treasury Operations", "Retail Banking Operations", "Wholesale Banking Operations", "Life Insurance Operations" and "Other Banking Operations" as primary business segments and "Domestic" and "International" as secondary/geographic segments for the purpose of compliance with AS-17 on Segment Reporting issued by ICAI.
- Segment revenue represents revenue from external customers.
- Capital employed for each segment has been allocated proportionate to the assets of the segment.
- Figures of the previous period have been redrafted wherever considered necessary to conform to current period classification.





CONSOLIDATED FINANCIAL RESULTS (REVIEWED) FOR THE QUARTER ENDED 30TH JUNE 2021

(Rs in Crore)

Sl. No.	PARTICULARS	QUARTER ENDED			YEAR ENDED
		(REVIEWED) 30.06.2021	(AUDITED) 31.03.2021	(UNREVIEWED)# 30.06.2020	(AUDITED) 31.03.2021
1	INTEREST EARNED (a)+(b)+(c)+(d)	17055.36	16576.26	18250.56	70212.60
	(a) Interest/discount on advances/bills	12030.09	11751.51	13121.89	50422.41
	(b) Income on Investments	4430.21	4319.55	4483.34	17821.09
	(c) Interest on balances with Reserve Bank of India & Other Inter-Bank Funds	562.77	475.79	624.51	1861.33
	(d) Others	32.29	29.41	20.82	107.77
2	Other Income	6233.38	7197.89	4463.36	23447.15
3	TOTAL INCOME (1+2)	23288.74	23774.15	22713.92	93659.75
4	Interest Expended	10626.79	10724.63	11942.17	45182.50
5	Operating Expenses (i)+(ii)	6981.95	7272.74	6458.23	28284.90
	(i) Employees Cost	3454.58	3373.73	3128.85	13099.48
	(ii) Other Operating Expenses (All items exceeding 10% of the total expenditure excluding interest expenditure may be shown separately)	3527.37	3899.01	3329.38	15185.42
6	TOTAL EXPENSES ((4+5) excluding Provisions & Contingencies)	17608.74	17997.37	18400.40	73467.40
7	Operating Profit before Provisions and Contingencies (3-6)	5680.00	5776.78	4313.52	20192.35
8	Provisions (Other than Tax) and Contingencies	3733.44	4135.51	3826.61	16310.80
	of which provisions for Non-performing assets	2339.87	4428.90	3549.99	14174.20
9	Exceptional items	0.00	0.00	0.00	0.00
10	Profit (+) / Loss (-) from Ordinary Activities before tax (7-8-9)	1946.56	1641.27	486.91	3881.55
11	Tax expense	851.77	576.18	55.10	1179.57
12	Net Profit (+) / Loss (-) from Ordinary Activities after tax (10-11)	1094.79	1065.09	431.81	2701.98
13	Extraordinary items (net of tax expense)	0.00	0.00	0.00	0.00
14	Net Profit (+) / Loss (-) for the period (12-13)	1094.79	1065.09	431.81	2701.98
15	Add: Share of Earnings in Associates	95.90	158.44	55.53	254.58
16	Less: Minority Interest	(43.84)	27.75	8.66	65.96
17	Net Profit (+) / Loss(-) after Minority Interest (14+15-16)	1234.53	1195.78	478.68	2890.60
18	Paid up Equity Share Capital (Face Value of each share-Rs.10/-)	1646.74	1646.74	1453.50	1646.74
19	Reserves excluding Revaluation Reserves				52478.61
20	Analytical Ratios				
	(i) Percentage of shares held by Government of India	69.33%	69.33%	78.55%	69.33%
	(ii) Capital Adequacy Ratio - Basel III	13.46%	13.27%	12.85%	13.27%
	(a) Common Equity Tier I Ratio	8.97%	8.71%	8.24%	8.71%
	(b) Additional Tier 1 Ratio	1.48%	1.47%	1.14%	1.47%
	(iii) Earnings per Share (EPS)				
	a) Basic and diluted EPS before Extraordinary items (net of tax expense) for the period, for the year to date and for the previous year (Quarter numbers are not annualised)	7.50	7.26	3.29	19.11
	b) Basic and diluted EPS after Extraordinary items (net of tax expense) for the period, for the year to date and for the previous year (Quarter numbers are not annualised)	7.50	7.26	3.29	19.11
	(iv) NPA Ratios				
	(a) Amount of Gross Non Performing Assets	58340.85	60397.80	57737.99	60397.80
	(b) Amount of Net Non Performing Assets	22457.50	24455.07	24395.08	24455.07
	(c) Percentage of Gross Non Performing Assets	8.52%	8.94%	8.87%	8.94%
	(d) Percentage of Net Non Performing Assets	3.46%	3.82%	3.95%	3.82%
	(v) Return on Assets (Annualised)	0.46%	0.42%	0.18%	0.26%

in view of the relaxation permitted by SEBI vide its circular (No. SEBI/HO/CFD/CMD1/CIR/P/2020/79 dated 12.05.2020, the Bank has opted to publish only standalone financial results for the quarter ended 30.06.2020. Hence consolidated financials for the quarter ended 30.06.2020 is unreviewed.



(Rs in crore)


BUSINESS SEGMENTS	QUARTER ENDED			YEAR ENDED
	(REVIEWED)	(AUDITED)	(UNREVIEWED)#	(AUDITED)
	30.06.2021	31.03.2021	30.06.2020	31.03.2021
(1) Segment Revenue				
a Treasury Operations	6205.52	5120.82	5622.98	22312.94
b Retail Banking Operations	8140.82	8677.34	7865.00	32675.87
c Wholesale Banking Operations	6826.59	7706.45	7224.39	29416.13
d Life Insurance Operation	2115.81	2269.54	2001.55	9254.81
e Other Banking Operation	0.00	0.00	0.00	0.00
f Unallocated	0.00	0.00	0.00	0.00
Total	23288.74	23774.15	22713.92	93659.75
Less: Inter Segment Revenue	0.00	0.00	0.00	0.00
Income from operations	23288.74	23774.15	22713.92	93659.75
(2) Segment Results				
a Treasury Operations	2593.37	1445.72	2402.68	6482.45
b Retail Banking Operations	993.12	1499.68	306.26	3743.52
c Wholesale Banking Operations	(1540.94)	(1354.94)	(2232.70)	(6446.53)
d Life Insurance Operation	(98.99)	50.81	10.67	102.11
e Other Banking Operations	0.00	0.00	0.00	0.00
Total	1946.56	1641.27	486.91	3881.55
Unallocated Income/Expenses (including Provisions and contingencies)	-	-	-	-
Total Profit Before tax	1946.56	1641.27	486.91	3881.55
Income tax	851.77	576.18	55.10	1,179.57
Net Profit/(Loss)	1094.79	1065.09	431.81	2701.98
ADD: Share of Earnings in Associates	95.90	158.44	55.53	254.58
Less: Minority Interest	(43.84)	27.75	8.66	65.96
Consolidated Profit (+) / Loss(-) after Minority Interest	1234.53	1195.78	478.68	2890.60
(3) Segment Assets				
a Treasury Operations	362592.80	351206.92	292594.17	351206.92
b Retail Banking Operations	358089.89	358607.52	315572.68	358607.52
c Wholesale Banking Operations	389918.85	384152.60	380322.39	384152.60
d Life Insurance Operation	23761.95	22584.45	17472.03	22584.45
e Other Banking Operations	0.00	0.00	0.00	0.00
f Unallocated	51039.26	62988.11	60730.44	62988.11
Total Assets	1185402.75	1179539.60	1066691.71	1179539.60
(4) Segment Liabilities				
a Treasury Operations	345717.57	342345.57	280135.19	342345.57
b Retail Banking Operations	347388.17	345570.39	310232.53	345570.39
c Wholesale Banking Operations	380434.97	372942.16	375388.70	372942.16
d Life Insurance Operation	23159.57	21931.59	16868.57	21931.59
e Other Banking Operations	0.00	0.00	0.00	0.00
f Unallocated	25126.49	34340.30	28032.78	34340.30
Total Liabilities	1121826.77	1117130.01	1010657.77	1117130.01
(5) Capital Employed				
a Treasury Operations	16875.23	8861.35	12458.97	8861.35
b Retail Banking Operations	10701.73	13037.13	5340.14	13037.13
c Wholesale Banking Operations	9483.88	11210.43	4933.69	11210.43
d Life Insurance Operation	602.38	652.86	603.46	652.86
e Other Banking Operations	0.00	0.00	0.00	0.00
f Unallocated	25912.76	28647.82	32697.68	28647.82
Total Capital Employed	63575.98	62409.59	56033.94	62409.59

GEOGRAPHICAL SEGMENTS	QUARTER ENDED			YEAR ENDED
	(REVIEWED)	(AUDITED)	(UNREVIEWED)	(AUDITED)
	30.06.2021	31.03.2021	30.06.2020	31.03.2021
(1) Revenue				
a Domestic	23030.92	23186.15	22450.87	92325.48
b International	257.82	588.00	263.05	1334.27
Total	23288.74	23774.15	22713.92	93659.75
(2) Assets				
a Domestic	1096461.13	1092833.79	987504.30	1092833.79
b International	88941.62	86705.81	79187.41	86705.81
Total	1185402.75	1179539.60	1066691.71	1179539.60

in view of the relaxation permitted by SEBI vide its circular No. SEBI/HO/CFD/CMD1/CIR/P/2020/79 dated 12.05.2020, the Bank has opted to publish only standalone financial results for the quarter ended 30.06.2020. Hence consolidated financials for the quarter ended 30.06.2020 is unreviewed.

Notes on Segment Reporting:

- As per RBI guidelines and in compliance with the applicable Accounting Standards, the Bank has classified "Treasury Operations", "Retail Banking Operations", "Wholesale Banking Operations", "Life Insurance Operations" and "Other Banking Operations" as primary business segments and "Domestic" and "International" as secondary/geographic segments for the purpose of compliance with AS-17 on Segment Reporting issued by ICAI.
- Segment revenue represents revenue from external customers.
- Capital employed for each segment has been allocated proportionate to the assets of the segment.
- Figures of the previous period have been regrouped wherever considered necessary to conform to current period classification.



(Rs in Cro)						
STATEMENT OF ASSETS AND LIABILITIES						
PARTICULARS	Standalone			Consolidated		
	As on 30.06.2021	As on 30.06.2020	As on 31.03.2021	As on 30.06.2021	As on 30.06.2020	As on 31.03.2021
	(REVIEWED)	(REVIEWED)	(AUDITED)	(REVIEWED)	(UNREVIEWED)#	(AUDITED)
CAPITAL AND LIABILITIES						
CAPITAL	1646.74	1453.50	1646.74	1646.74	1453.50	1646.74
RESERVES AND SURPLUS	58370.15	51272.06	57238.19	61929.24	54580.43	60762.85
MINORITY INTEREST	-	-	-	747.09	736.08	793.38
DEPOSITS	1021836.92	909569.56	1010874.58	1022014.89	909638.17	1010985.02
BORROWINGS	51703.84	56244.81	49983.56	51703.84	56275.01	50012.80
OTHER LIABILITIES AND PROVISIONS	24666.45	27632.56	33931.96	47360.95	44008.52	55338.81
TOTAL	1158224.10	1046172.49	1153675.03	1185402.75	1066691.71	1179539.60
ASSETS						
CASH & BALANCES WITH RESERVE BANK OF INDIA	42719.54	36731.62	43111.62	42723.90	36734.76	43115.94
BALANCES WITH BANKS AND MONEY AT CALL AND SHORT NOTICE	131018.34	75370.64	135296.41	131438.44	75692.61	135750.44
INVESTMENTS	273066.82	250907.94	261690.39	298836.69	270320.89	286191.25
ADVANCES	648516.19	617168.15	639048.99	648767.20	617379.93	639286.54
FIXED ASSETS	11142.58	10776.51	11206.53	11218.22	10821.78	11271.17
OTHER ASSETS	51760.63	55217.63	63321.09	52418.30	55741.74	63924.26
TOTAL	1158224.10	1046172.49	1153675.03	1185402.75	1066691.71	1179539.60

in view of the relaxation permitted by SEBI vide its circular No. SEBI/HO/CFD/CMD1/CIR/P/2020/79 dated 12.05.2020, the Bank has opted to publish only standalone financial results for the quarter ended 30.06.2020. Hence consolidated financials for the quarter ended 30.06.2020 is unreviewed.

Notes forming part of Standalone and Consolidated (Reviewed) Financial Statements for the Quarter ended 30.06.2021.

- The above financial results have been reviewed by the Audit Committee of the Board and approved by the Board of Directors at their respective meetings held on 27.07.2021. The results have been subjected to limited review by the Statutory Central Auditors of the Bank in line with the guidelines issued by the Reserve Bank of India and as per the requirements of SEBI (Listing Obligations and Disclosure Requirements) Regulations, 2015 as amended.
- The above financial results have been arrived at after considering provision for loan losses, restructured assets, standard assets, stressed sector accounts, income tax and deferred tax, depreciation on investments and fixed assets, provision for employees' benefits, other necessary provisions and contingencies as per RBI's specific directions, judicial pronouncements and applicable accounting standards. The Bank has applied its significant accounting policies in the preparation of these financial results that are consistent with those followed in the annual financial statements for the year ended 31.03.2021.
- The above financial results have been drawn from the financial statements prepared in accordance with AS -25 Interim Financial Reporting.
- The Consolidated Financial Statements are prepared in accordance with Accounting Standard 21 on "Accounting for Consolidated Financial Statements", Accounting Standard 23 on "Accounting for Investment in Associates" and Accounting Standard 27 on "Financial Reporting of Interest in Joint Ventures" issued by the Institute of Chartered Accountants of India and guidelines issued by the RBI.
- In accordance with SEBI regulations, for the purpose of consolidated financial results for the quarter ended 30.06.2021, minimum eighty percent of each of consolidated revenue, assets and profits have been subject to review.
- The Consolidated Financial Statements (CFS) of the Group companies comprises the results of the following 9 Subsidiaries, 5 Associates including 4 Regional Rural Bank (RRBs) and 1 Joint Venture:

Sr No.	Name of Company	Type of Incorporation	Country of Incorporation	Percentage of Ownership Interest
1	Canbank Venture Capital Fund Ltd	Subsidiary	India	100%
2	Canbank Financial Services Ltd	Subsidiary	India	100%
3	Canara Bank Securities Ltd	Subsidiary	India	100%
4	Canbank Factors Ltd	Subsidiary	India	70%
5	Canbank Computer Services Ltd	Subsidiary	India	69.14%
6	Canara Robeco Asset Management Company Ltd	Subsidiary	India	51%
7	Canara HSBC Oriental Bank of Commerce Life	Subsidiary	India	51%
8	SyndBank Services Ltd	Subsidiary	India	100%
9	Canara Bank (Tanzania) Ltd	Subsidiary	Tanzania	100%
10	Canfin Homes Ltd	Associate	India	30%
11	Karnataka Gramin Bank	Associate	India	35%
12	Kerala Gramin Bank	Associate	India	35%
13	Andhra Pragati Grameena Bank	Associate	India	35%
14	Karnataka Vikas Grameena Bank	Associate	India	35%
15	Commercial Indo Bank LLC	Joint Venture	Moscow Russia	40%

Higher Education Financing Agency (HEFA) is a joint venture of MHRD, Government of India (90.91%) and Canara Bank (9.09%) for financing towards creation of capital assets in premier educational institutions in India. HEFA is registered under Section 8 (Not-for-profit) under the Companies Act 2013 as a Union Govt company and as Non-deposit taking NBFC with RBI.

Considering severe long-term restrictions that significantly impair its ability to transfer funds to the venturer, the financials of HEFA is not considered in the CFS of the Bank.



- 7 In accordance with RBI circular no. DBR.No.BP. BC.18/21.04.048/2018-19 dated 01.01.2019, DOR.No.BP.BC.34/21.4.048/ 2019-20 dated 11.02.2020 and RBI/2020-21/17 DOR.No. BP.BC/4/ 21.04.048/ 2020-21 dated 06.08.2020, on "Relief for MSME borrowers either exempted or registered under Goods and Service Tax (GST)", the details of MSME restructured accounts from 01.01.2019 to 30.06.2021 are as under:

No. of Accounts Restructured	Amount as on 30.06.2021 (Rs in crore)
136092	4355.47

- 8 As per RBI Letters No DBR.No.BP.15199/21.04.048/2016-17 and DBR.No.BP.BC. 1941/21.04.048/2017-18 dated June 23,2017 and August 28, 2017 respectively, for the accounts covered under the provisions of Insolvency and Bankruptcy Code (IBC), the Bank is holding total provision of Rs.8574.84 crore (99.47% of total outstanding) as on 30.06.2021.

- 9 In terms of Hon'ble Supreme Court of India order and necessary guidelines issued by Reserve Bank of India (RBI), the Bank has kept M/s Delhi Airport Metro Express Pvt. Ltd. as Standard. However, necessary provision as per IRAC norms has been made which are detailed as under.

(Rs. in Crore)			
Particulars	Amount not treated as NPA as per IRAC Norms	Provisions required to be made as per IRAC Norms	Provision Actually Held
Principal	58.54	14.64	14.64
Interest	17.64	17.64	17.64

- 10 Based on the available financial statements and the declaration from borrowers, the Bank has estimated the liability towards Unhedged Foreign Currency Exposure to their constituents in terms of RBI Circular DBOD.No.BP.BC.85/21.06.200/2013-14 dated 15.01.2014 and holds a provision of Rs 49.32 Crore as on 30.06.2021.

- 11 During the quarter ended 30.06.2021, Bank has sold 1,20,000 units under Priority Sector Lending Certificates (PSLCs) and earned commission income of Rs 698.73 crore .

- 12 As per RBI notification RBI/2021-22/28 DOR.STR.REC.10/21.04.048/2021-22 dated May 5, 2021, Banks are advised that they are permitted to utilize 100 percent of floating provision/countercyclical provisioning buffer held by them as on December 31, 2020 for making specific provisions for non performing assets with the prior approval of their respective Boards. The Bank has obtained requisite prior approval from its Board of Directors and has utilized floating provision amounting to Rs 102.21 Crore against the requirement for specific provision for non performing assets during the quarter ended 30.06.2021.

- 13 Pursuant to RBI Circular DBR. No. BP.BC.1/21.06.201/2015-16 dated 01.07.2015 on 'Basel III Capital Adequacy' read together with the RBI Circular DBR. No. BP.BC.80/21.06.201/2014-15 dated 31.03.2015 on 'Prudential Guidelines on Capital Adequacy and Liquidity Standard Amendments', the Banks are required to make Pillar 3 disclosures including leverage ratio and liquidity coverage ratio under the Basel III framework. These disclosures will be made available on the Bank's website "www.canarabank.com". These disclosures have not been subjected to review by the auditors.

- 14 Provision Coverage Ratio as on 30.06.2021 is 81.18%.

- 15 As per the RBI Circular DBR. No. BP. BC. 45/21.04.048/2018-19 dated 07.06.2019 on prudential framework for Resolution of Stressed Assets, Bank holds an additional provision of Rs 2208.11 crores in 19 accounts as detailed below.

Amount of loans impacted by RBI Circular	Amount of loans to be classified as NPA	Amount of loans as on 30.06.2021 out of (b) classified as NPA	Provision held as on 31.03.2021	Additional provision/ (Reversal) made during quarter ended 30.06.2021	Provision held as on 30.06.2021
(a)	(b)	(c)	(d)	(e)	(f)
9987.08	7756.79	7756.79	2249.36	(41.25)	2208.11



- 16 The Government of India has pronounced Section 115BAA of the Income Tax Act, 1961 through Taxation Laws (Amendment) Ordinance, 2019. Bank has evaluated the options available under Section 115BAA of Income Tax Act and opted to continue to recognise the taxes on Income for the quarter ended 30.06.2021 as per the regular provisions of Income Tax Act, 1961.
- 17 The current tax expenses and deferred tax expenses are determined in accordance with the provisions of the Income Tax Act, 1961 and as per the Accounting Standard 22-"Accounting for Taxes on Income" respectively after taking into account taxes paid at the foreign offices, which are based on the tax laws of respective jurisdictions.
- 18 COVID - 19 Pandemic continues to spread across several countries including India resulting in a significant volatility in Global as well as Indian financial markets and a significant decline in global and local economic activities. The Govt. of India has announced a series of lock down measures from March 2020 onwards. Such lockdowns have been lifted for activities in a phased manner by various governments at various points of time depending on the situation prevailing in their respective jurisdictions. The current second wave of Covid 19 pandemic, wherever the number of new cases has increased significantly in India, has resulted in reimposition of localised/regional lockdown measures in various parts of the country.

The situation continues to be uncertain and the Bank is evaluating the situation on an ongoing basis. The major identified challenges for the Bank would arise from eroding cash flows and extended capital cycles. Despite the challenges, the management believes that no adjustments are required in the financial results as it does not significantly impact the current quarter. Despite these events and conditions, there would not be any significant impact on Bank's results in future and going concern assumptions as at presently made.

- 19 Details of resolution plan implemented under Resolution Framework for Covid 19 related stress as per RBI Circular dated 06.08.2020 are given below.
(Rs in crore except number of accounts)

Type of Borrower	(A) Number of accounts where resolution plan has been implemented under this window	(B) Exposure to accounts mentioned at (A) before implementation of the plan	(C) of (B), aggregate amount of debt that was converted in to other securities	(D) Additional funding sanctioned, if any, including between invocation of the plan and implementation	(E) Increase in provisions on account of the implementation of the resolution
Personal Loan	4963	594.42	0	0	59.44
Corporate Persons*	25	4303.46	39.97	416.21	430.35
MSMEs	1	30.91	0	0	6.18
Others	9505	157.38	0	11.45	15.74
Total	14494	5086.17	39.97	427.66	511.71

* As defined in Section 3(7) of the Insolvency and Bankruptcy Code 2016.

- 20 In accordance with RBI Circular No.DOR.No.BP.bc.62/21.04.048/2019-20 dated 17.04.2020 with respect to the number of accounts and the amount involved in those accounts where resolution period was extended is given below for the quarter ended 30.06.2021.

No of Accounts	Aggregate exposure as on 30.06.2021 (Rs in crore)
1032	69.33

- 21 Number of Investors' Complaints received and disposed off during the quarter ended 30.06.2021.

- i) Pending at the beginning of the quarter : 0
 ii) Received during the quarter : 91
 iii) Disposed off during the quarter : 91
 iv) Lying unresolved at the end of the quarter : 0



22 Figures for the corresponding previous periods have been regrouped/reclassified wherever considered necessary. The figures for the quarter ended March 31, 2021 are the balancing figures between audited figures in respect of the financial year 2020-21 and the published year to date figures up to December 31, 2020.



R MAHENDRAN
 DIVISIONAL MANAGER



K SIVARAMAKRISHNAN
 DIVISIONAL MANAGER



GANESH R
 ASST GENERAL MANAGER



S K MAJUMDAR
 GENERAL MANAGER & CFO



V RAMACHANDRA
 CHIEF GENERAL MANAGER

BRIJ MOHAN SHARMA
 EXECUTIVE DIRECTOR

K. SATYANARAYAN RAJU
 EXECUTIVE DIRECTOR



A. MANIMEKHALAI
 EXECUTIVE DIRECTOR



DEBASHISH MUKHERJEE
 EXECUTIVE DIRECTOR



L.V. PRABHAKAR
 MANAGING DIRECTOR & CHIEF EXECUTIVE OFFICER

SUCHINDRA MISRA
 DIRECTOR

R KESAVAN
 DIRECTOR

VENKATACHALAM RAMAKRISHNA IYER
 DIRECTOR



BIMAL P SHARMA
 DIRECTOR

For D.K.CHHAJER & CO
 Chartered Accountants
 FRN : 304138E



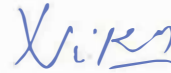
(NAND KISHORE SARRAF)
 PARTNER
 MEMBERSHIP NO. 510708

For S N K & CO
 Chartered Accountants
 FRN : 109176W



(ANKIT D. DANAWALA)
 PARTNER
 MEMBERSHIP NO.119972

For N. K. BHARGAVA & CO
 Chartered Accountants
 FRN : 000429N



(NIKHIL BHARGAVA)
 PARTNER
 MEMBERSHIP NO.512853

For RAO & EMMAR
 Chartered Accountants
 FRN : 003084S



(PRAVEEN B J)
 PARTNER
 MEMBERSHIP NO.215713

PLACE : BENGALURU
 DATE : 27.07.2021



M/s. D. K. Chhajer & Co. Chartered Accountants FRN: 304138E	M/s. S N K & Co. Chartered Accountants FRN: 109176W	M/s. N. K. Bhargava & Co. Chartered Accountants FRN: 000429N	M/s. Rao & Emmar Chartered Accountants FRN: 003084S
---	---	--	---

Independent Auditors' Review Report on Unaudited Standalone Financial Results for the Quarter ended 30th June, 2021 of Canara Bank pursuant to the Regulation 33 of the SEBI (Listing Obligations and Disclosure Requirements) Regulations, 2015, as amended

To
The Board of Directors,
Canara Bank,
Bengaluru

1. We have reviewed the accompanying statement of unaudited standalone financial results of Canara Bank ("the Bank") for the quarter ended 30th June, 2021 ("the Statement"), being submitted by the Bank pursuant to the requirement of Regulation 33 of the SEBI (Listing Obligations and Disclosure Requirements) Regulations, 2015 as amended ("the Regulations"). The Statement is the responsibility of the Bank's Management and has been approved by the Board of Directors. Our responsibility is to issue a report on these financial statements based on our review. The disclosures relating to Pillar 3 disclosure as at 30th June, 2021, including leverage ratio and liquidity coverage ratio under Basel III Capital Regulations as have been disclosed on the Bank's website and in respect of which a link has been provided in the Statement, have not been reviewed by us.
2. This Statement has been prepared in accordance with the recognition and measurement principles laid down in Accounting Standard 25 "Interim Financial Reporting" ("AS 25"), issued by Institute of Chartered Accountants of India, the relevant provisions of the Banking Regulation Act, 1949, the circulars, guidelines and directions issued by the Reserve Bank of India (RBI) from time to time ("RBI Guidelines") and other accounting principles generally accepted in India. Our responsibility is to express a conclusion on the Statement based on our review.
3. We conducted our review of the Statement in accordance with the Standard on Review Engagements (SRE) 2410 "Review of Interim Financial Information Performed by the Independent Auditor of the Entity", issued by the Institute of Chartered Accountants of India. This standard requires that we plan and perform the review to obtain moderate assurance as to whether the financial statements are free of material misstatement. A review is limited primarily to making inquiries of bank personnel and applying analytical and other review procedures to financial data and thus provides less assurance than an audit. We have not performed an audit and accordingly, we do not express an audit opinion.
4. These unaudited standalone financial results incorporate relevant returns of 20 branches, Card Division and Integrated Treasury Wing reviewed by us and 2 foreign branches reviewed by other local auditors specially appointed for this purpose. In the conduct of our Review, we have taken note of the review reports in respect of non-performing assets received from inspection teams/concurrent auditors of the bank for 333 branches. The above review covers 54.09 % of the total advance's portfolio of the bank and 69.70 % of the non-performing assets of the Bank. Apart from these review reports, in the conduct of our review, we have also taken note of various returns received from other 9524 domestic branches and 2 foreign branches of the Bank.
5. Based on our review conducted as above, subject to limitation in scope as mentioned in Para 3 above, nothing has come to our attention that causes us to believe that the accompanying statement of unaudited standalone financial results prepared in accordance with applicable accounting standards and other recognized accounting practices and policies has not disclosed the information required to be disclosed in terms of Regulation 33 of the SEBI (Listing Obligations and Disclosure Requirements) Regulations, 2015 as amended including the manner in which it is to be disclosed, or that it contains any material misstatement or that it has not been prepared in accordance with the relevant guidelines/directions/prudential norms issued by the Reserve Bank of India in respect of income recognition, asset classification, provisioning and other related matters.



M/s. D. K. Chhajer & Co. Chartered Accountants FRN: 304138E	M/s. S N K & Co. Chartered Accountants FRN: 109176W	M/s. N. K. Bhargava & Co. Chartered Accountants FRN: 000429N	M/s. Rao & Emmar Chartered Accountants FRN: 003084S
---	---	--	---

6. Emphasis of Matters:

We draw attention to Note No. 18 to the Statement, which describes the uncertainties due to outbreak of COVID-19 pandemic and the management's evaluation of its impact on the business operations of the Bank. The extent to which the COVID-19 pandemic will continue to impact the Bank's results will depend on future developments, which are highly uncertain.

Our conclusion is not modified in respect of these matters.


For M/s. D. K. Chhajer & Co.
Chartered Accountants
FRN: 304138E



(Nand Kishore Sarraf)
Partner
Membership Number 510708
UDIN:21510708AAAAEW2876




For M/s. S N K & Co.
Chartered Accountants
FRN: 109176W



(Ankit D. Danawala)
Partner
Membership Number 119972
UDIN:21119972AAAAET2747



For M/s. N. K. Bhargava & Co.
Chartered Accountants
FRN: 000429N



(Nikhil Bhargava)
Partner
Membership Number 512853
UDIN:21512853AAAAAO7123



For M/s. Rao & Emmar
Chartered Accountants
FRN: 003084S



(Praveen B J)
Partner
Membership Number 215713
UDIN: 21215713AAAAOJ8079



Place: Bengaluru
Date: 27th July, 2021

M/s. D. K. Chhajer & Co. Chartered Accountants FRN: 304138E	M/s. S N K & Co. Chartered Accountants FRN: 109176W	M/s. N. K. Bhargava & Co. Chartered Accountants FRN: 000429N	M/s. Rao & Emmar Chartered Accountants FRN: 003084S
---	---	--	---

Independent Auditors' Review Report on Unaudited Consolidated Financial Results for the Quarter ended 30th June, 2021 of Canara Bank pursuant to the Regulation 33 of the SEBI (Listing Obligations and Disclosure Requirements) Regulations, 2015, as amended

To
The Board of Directors
Canara Bank
Bengaluru

- We have reviewed the accompanying Statement of unaudited Consolidated Financial Results of Canara Bank ("the Parent"/"the Bank") and its subsidiaries (the Parent and its subsidiaries together referred to as "the Group"), its jointly controlled entity and its share of the net profit after tax of its associates for the quarter ended 30th June, 2021 ("the Statement"), being submitted by the Parent pursuant to the requirement of Regulation 33 of the SEBI (Listing Obligations and Disclosure Requirements) Regulations, 2015, as amended ("the Regulations"), except for the disclosures relating to consolidated Pillar 3 disclosure as at 30th June, 2021 including leverage ratio and liquidity coverage ratio under Basel III Capital Regulations as have been disclosed on the Bank's website and in respect of which a link has been provided in the Statement and have not been reviewed by us.
- This Statement, which is the responsibility of the Parent's Management and approved by the Parent's Board of Directors, has been prepared in accordance with the recognition and measurement principles laid down in Accounting Standard 25 "Interim Financial Reporting" ("AS 25"), issued by Institute of Chartered Accountants of India, the relevant provisions of the Banking Regulation Act, 1949, the circulars, guidelines and directions issued by the Reserve Bank of India (RBI) from time to time ("RBI Guidelines") and other accounting principles generally accepted in India. Our responsibility is to express a conclusion on the Statement based on our review.
- We conducted our review of the Statement in accordance with the Standard on Review Engagements (SRE) 2410 "Review of Interim Financial Information Performed by the Independent Auditor of the Entity", issued by the Institute of Chartered Accountants of India. A review of interim financial information consists of making inquiries, primarily of persons responsible for financial and accounting matters, and applying analytical and other review procedures. A review is substantially less in scope than an audit conducted in accordance with Standards on Auditing and consequently does not enable us to obtain assurance that we would become aware of all significant matters that might be identified in an audit. Accordingly, we do not express an audit opinion. We also performed procedures in accordance with the circular issued by the SEBI under Regulation 33 (8) of the SEBI (Listing Obligations and Disclosure Requirements) Regulations, 2015, as amended, to the extent applicable.
- The Statement includes the results of the following entities:

Name of the Entity	Relationship
Canara Bank	Parent
Canbank Financial Services Limited	Subsidiary
Canbank Factors Limited	Subsidiary
Canara Robeco Asset Management Company Limited	Subsidiary
Canbank Computer Services Limited	Subsidiary
Canara Bank Securities Limited (formerly GILT Securities Trading Corpn. Ltd.)	Subsidiary
Canara HSBC Oriental Bank of Commerce Life Insurance Company Limited	Subsidiary
Canbank Venture Capital Fund Limited	Subsidiary
Canara Bank (Tanzania) Limited	Subsidiary
Synd Bank Services Limited	Subsidiary
Commercial Indo Bank LLC. Moscow	Joint Venture
Canfin Homes Limited	Associate
Karnataka Gramin Bank	Associate
Kerala Gramin Bank	Associate
Andhra Pragathi Grameena Bank	Associate
Karnataka Vikas Grameena Bank	Associate



M/s. D. K. Chhajjer & Co. Chartered Accountants FRN: 304138E	M/s. S N K & Co. Chartered Accountants FRN: 109176W	M/s. N. K. Bhargava & Co. Chartered Accountants FRN: 000429N	M/s. Rao & Emmar Chartered Accountants FRN: 003084S
--	---	--	---

5. Based on our review conducted and procedures performed as stated in paragraph 3 above and based on the consideration of the review reports of inspection teams and reports of other auditors referred to in paragraph 6 below, nothing has come to our attention that causes us to believe that the accompanying Statement prepared in accordance with the recognition and measurement principles laid down in the aforesaid Accounting Standard, RBI Guidelines and other accounting principles generally accepted in India, has not disclosed the information required to be disclosed in terms of Regulation 33 of the SEBI (Listing Obligations and Disclosure Requirements) Regulations, 2015, as amended, including the manner in which it is to be disclosed except for the disclosures relating to consolidated Pillar 3 disclosure as at 30th June, 2021 including leverage ratio and liquidity coverage ratio under Basel III Capital Regulations as have been disclosed on the Bank's website and in respect of which a link has been provided in the Statement and have not been reviewed by us.

6. We did not review the interim financial results of 335 (Includes 2 Overseas) Branches included in the unaudited standalone financial results of the entities included in the Group, whose results reflect Total Advances of Rs. 1,46,620.78 Crores as at 30th June, 2021 and Total Revenues of Rs. 2,676.14 Crores for the quarter ended 30th June, 2021. The interim financial results of these branches have been reviewed by internal inspection teams/concurrent auditors of the branches whose reports have been furnished to us, and our conclusion in so far as it relates to the amounts and disclosures included in respect of these branches, is based solely on the report of such inspection teams and the procedures performed by us as stated in paragraph 3 above.

We did not review the interim financial results of 9 subsidiaries included in the unaudited consolidated financial results, whose interim financial results reflect Total Assets of Rs. 25,236.50 Crores as at 30th June, 2021, Total Revenues of Rs. 2,220.08 Crores for the quarter ended 30th June, 2021 and Total Net Loss after Tax of Rs. 82.82 Crores for the quarter ended 30th June, 2021, as considered in the unaudited consolidated financial results.

The unaudited consolidated financial results also include the Group's share of Net Profit after Tax of Rs 32.65 Crores for the quarter ended 30th June, 2021, in respect of 1 associate, whose interim financial result has not been reviewed by us.

The above interim financial results have been reviewed by other auditors whose reports have been furnished to us by the Management and our conclusion on the Statement, in so far as it relates to the amounts and disclosures included in respect of these subsidiaries and associates, is based solely on the reports of the other auditors and the procedures performed by us as stated in paragraph 3 above.

Our Conclusion on the statement is not modified in respect of the above matter.

7. The unaudited consolidated financial results include the interim financial results of 9526 (including 2 overseas) branches which have not been reviewed are included in the unaudited standalone financial results of the entities included in the Group, whose results reflect Total Advances of Rs. 3,42,312.42 Crores as at 30th June, 2021 and Total Revenues of Rs. 14,903.51 Crores for the quarter ended 30th June, 2021, as considered in the respective unaudited standalone financial results of the entities included in the Group.

The unaudited consolidated financial results include the interim financial results of 1 jointly controlled entity which has not been reviewed by their auditors, whose interim financial results reflect Total Assets of Rs. 621.22 Crores as at 30th June, 2021, Total Revenue of Rs. 6.82 Crores and Total Profit after Tax of Rs. 0.32 Crores for the quarter ended 30th June, 2021, as considered in the unaudited consolidated financial results.

The unaudited consolidated financial results also include the Group's share of Net Profit after Tax of Rs. 63.24 Crores for the quarter ended 30th June, 2021, as considered in the unaudited consolidated financial results, in respect of 4 associates, based on their interim financial results which have not been reviewed by their auditors.

According to the information and explanations given to us by the Management, the above interim financial results are not material to the Group.

Our Conclusion on the statement is not modified in respect of the above matter.



M/s. D. K. Chhajer & Co. Chartered Accountants FRN: 304138E	M/s. S N K & Co. Chartered Accountants FRN: 109176W	M/s. N. K. Bhargava & Co. Chartered Accountants FRN: 000429N	M/s. Rao & Emmar Chartered Accountants FRN: 003084S
---	---	--	---

8. Emphasis of Matters:

We draw attention to Note No. 18 to the Statement, which describes the uncertainties due to outbreak of COVID-19 pandemic and the management's evaluation of its impact on the business operations of the Bank. The extent to which the COVID-19 Pandemic will continue to impact the Bank's results will depend on future developments, which are highly uncertain.

Our conclusion on the statement is not modified in respect of these matters.


9. The auditors of Canara HSBC Oriental Bank of Commerce Life Insurance Company Ltd., a subsidiary of the Group have reported that the actuarial valuation of liabilities for life policies in force is the responsibility of the Company's Appointed Actuary (the Appointed Actuary). The actuarial valuation of these liabilities as at 30th June, 2021 for policies in force and for policies in respect of which premium has been discontinued but liability exists as at that date has been duly certified by the Appointed Actuary. The Appointed Actuary has certified to the Company that the method and assumptions used for such valuations are in accordance with the guidelines and norms issued by the Insurance Regulatory and Development Authority of India (IRDAI) and the Institute of Actuaries of India in concurrence with the IRDAI. Further, the concerned Component Auditor has reported that they had relied upon the Appointed Actuary's certificate in this regard and their conclusion in so far as it relates to the actuarial valuation is based solely on the certificate of the Appointed Actuary.

Our Conclusion on the statement is not modified in respect of the above matter.

For M/s. D. K. Chhajer & Co.
Chartered Accountants
FRN: 304138E



(Nand Kishore Sarraf)
Partner
Membership Number 510708
UDIN:21510708AAAAEX1211



For M/s. S N K & Co.
Chartered Accountants
FRN: 109176W



(Ankit D. Danawala)
Partner
Membership Number 119972
UDIN:21119972AAAAEU4956



For M/s. N. K. Bhargava & Co.
Chartered Accountants
FRN: 000429N



(Nikhil Bhargava)
Partner
Membership Number 512853
UDIN:21512853AAAAAP2406



For M/s. Rao & Emmar
Chartered Accountants
FRN: 003084S



(Praveen B J)
Partner
Membership Number 215713
UDIN:21215713AAAAAOK6894



Place: Bengaluru
Date: 27th July, 2021

STATEMENT OF DEVIATION/VARIATION IN UTILIZATION OF FUNDS RAISED

Name of listed entity	CANARA BANK					
Mode of Fund Raising	Public Issues/Rights Issues/Preferential issues/QIP/Others					
Date of Raising Funds	NOT APPLICABLE FOR Q1 FY-2022					
Amount Raised	NOT APPLICABLE FOR Q1 FY-2022					
Report filed for Quarter ended	30 th June 2021					
Monitoring Agency	NOT APPLICABLE FOR Q1 FY-2022					
Monitoring Agency Name, if applicable	NOT APPLICABLE FOR Q1 FY-2022					
Is there a Deviation / Variation in use of funds raised	NOT APPLICABLE FOR Q1 FY-2022					
If yes, whether the same is pursuant to change in terms of a contract or objects, which was approved by the shareholders	-					
If Yes, Date of shareholder Approval	-					
Explanation for the Deviation / Variation	-					
Comments of the Audit Committee after review	-					
Comments of the auditors, if any	-					
Objects for which funds have been raised and where there has been a deviation, in the following table	-					
Original Object	Modified Object, if any	Original Allocation	Modified allocation, if any	Funds Utilised	Amount of Deviation/Variation for the quarter according to applicable object	Remarks if any
-	-	-	-	-	-	-
<p>Deviation or variation could mean:</p> <p>(a) Deviation in the objects or purposes for which the funds have been raised or</p> <p>(b) Deviation in the amount of funds actually utilized as against what was originally disclosed or</p> <p>(c) Change in terms of a contract referred to in the fund raising document i.e. prospectus, letter of offer, etc</p>						
<p style="text-align: center;"><i>Sankar K. Majumdar</i></p> <p>Name of Signatory S K MAJUMDAR</p> <p>Designation GENERAL MANAGER & CFO</p>						<p>Place: Bengaluru</p> <p>Date: 27/07/2021</p>